

SINGAPORE RIVER QUEST

Activity Kit

Outdoor
immersive game

'Play' your part to
keep Singapore clean!

COME
EXPLORE

SOLVE PUZZLES

LEARN
FUN TRIVIA



About Singapore River Quest Activity Kit

Singapore River Quest is an **outdoor puzzle trail** set along the Singapore River that combines informed learning with puzzle-solving elements. The game was developed in 2024 by the National Environment Agency, in collaboration with HiddenSG in support of the Year of Public Hygiene.

While the game was originally designed to be played on WhatsApp, this activity kit allows participants to experience the game in its entirety without needing WhatsApp or even a mobile phone. It offers a unique activity that unravels the transformation story of the river as well as the importance of good public cleanliness in Singapore.



How to use this Activity Kit



1. This activity kit can be downloaded to any mobile device or printed and carried around.
2. The game is a trail with a total of 12 puzzles and should take a total of 60 to 90 minutes to complete, depending on your walking speed and puzzle solving skills.
3. As this is an outdoor trail, we advise participants to dress comfortably, wear good walking shoes, and bring a water bottle to hydrate regularly. Please also consider weather conditions and avoid the activity if it is raining.
4. When you are ready to begin the activity, travel to **Raffles Place MRT Station (NS26/EW14)** and begin the first puzzle at the **B2 Ticket Concourse**.
5. Over the course of the game, players are to move from one location to the next using the instructions provided and use their physical surroundings to solve the puzzle presented.
6. Stay in public spaces and look out for your own safety during the game. You will not need to enter any fenced premises or private property to solve the puzzles.
7. If you cannot find the right location (Lost) or are unable to solve the puzzle (Stuck), turn to the **"Need Help?"** section at the back of the activity kit for clues to that specific puzzle.



Puzzle #1

At the ticket concourse level of the station, find an old, black & white photo of a place that contains a word that sounds like "key" 🗝️.

Look closely under the bridge 🌉, tell me what year was this photo said to be taken in? 📷

Answer in digit(s) only.



Write your answer
here, then check
the last page to see
if you are correct!

If correct, congratulations! Go to the next page.

(Need a clue? Go to Pg 29!)



Puzzle #1 – Let's Learn More!

The river you see in this old photo is the Singapore River, the lifeline of Singapore for almost 200 years. It was along the banks of this river that Sir Stamford Raffles first landed in 1819 and established Singapore as a British trading post.


The river played a crucial role in the development of Singapore as a trading hub situated between India and China 🐼. With offices, warehouses and jetties, the Singapore River was the beating heart of Singapore's economy. 💙

When ready to continue, go to the next page.




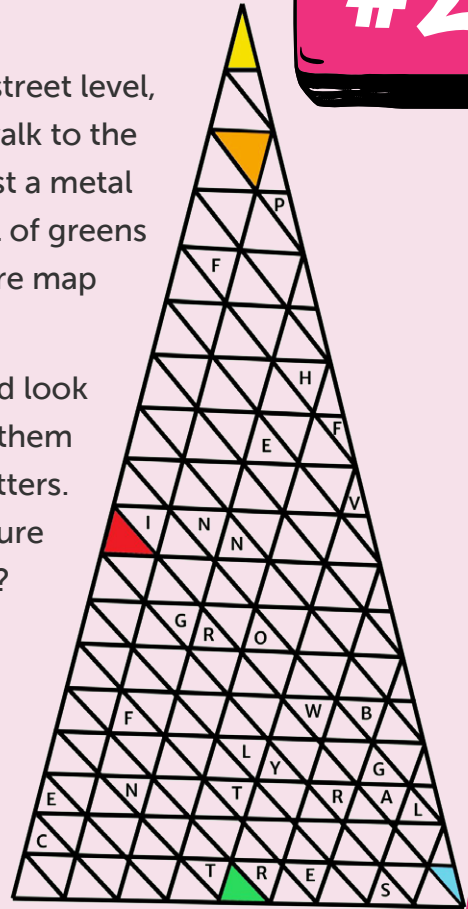
Puzzle #2

Before we get to the Singapore River, let's solve a few more puzzles...

Exit the station via A. Once at street level, turn right and right again, to walk to the back of the MRT exit. Head past a metal ship  and past a vertical wall of greens with an outline of the Singapore map on it.

Here, look up at the shelter and look for the green triangles. Match them to the clue image to get the letters. Unscramble the letters and figure out: What is the name you get?

⚠ If the sun is too glaring , take a photo of the shelter instead!





Write your answer here, then check the last page to see if you are correct!


If correct, congratulations! Go to the next page.


(Need a clue? Go to Pg 29!)



Puzzle #2 - Let's Learn More!

Where we are now at is Raffles Place, formally known as Commercial Square. Back when Singapore was a British trading post, being near the river meant that it was where goods could be unloaded   , leading to the area housing many mercantile offices, banks and trading companies for carrying out business.

However, the hustle and bustle of this place also meant that there was probably lots of litter around. Combined with Singapore's warm, humid climate, carelessly dumped litter or rubbish created an unpleasant environment  for people then to live in.

Today though, Raffles Place forms an integral part of Singapore's Central Business District  . While still alive with the hustle and bustle of nearby businesses, it is now a modern and clean city centre, and a far cry from the squalid conditions of the past.

When ready to continue, go to the next page.

Puzzle #3

Head back towards the direction of exit A and walk across the park, past another metal ship 🚢 towards exit B.

Next to that exit, find the giant metal toy kit with a missing piece and tell me: What is said to be the most important thing that completes this kit? 😐



Write your answer here, then check the last page to see if you are correct!

If correct, congratulations! Go to the next page.

(Need a clue? Go to Pg 29!)



Puzzle #3 – Let's Learn More!

The clean and green environment we see here today was not by chance, but the result of proactive efforts to encourage people to clean-up after themselves. 🧑🏻♻️

Over the years, there was much nudging and rallying of individuals and collectively, communities, to play their part in keeping Singapore litter-free. This was done by improving access to litter bins, imposing fines and corrective work orders for those caught littering, and instilling the right values through public education campaigns. 📺 📢

This resulted in the Singapore we know of today not only being economically prosperous, but also having a reputation of being one of the cleanest cities in the world. 🍀

When ready to continue, go to the next page.

Puzzle #4

With your back facing the front of the metal toy kit, walk towards the nearest shelter, passing the lobby of oRP on your left. Continue past an indoor flower boutique and 2 towering outdoor sculptures 🗿 🗿 until you reach a junction.

At the junction, cross 'Stark Met' (unscramble this!) and take the nearest moving stairs up to a place with stalls that serve delicious food. 🍜 🍜 🍜

At level 2, head towards the lift lobby where yellow and green meet 🟡 🟢. On the walls nearby, look for signs with bones on them 🦷 and tell me: What act is prohibited here? 🚫



Write your answer here, then check the last page to see if you are correct!

If correct, congratulations! Go to the next page.

(Need a clue? Go to Pg 29!)

TRAY & CROCKERY RETURN



NON-HALAL

HALAL



THANK YOU

THANK YOU

Puzzle #4 - Let's Learn More!

Hawker centres like this one are very popular places for both locals and tourists to visit for a meal and drink, but ever noticed how tables here are also generally free of food waste, trays and other crockery? 🧼

This is because there are multiple tray return racks and stations for diners to easily return their trays and dispose their waste after finishing their food. In fact, leftover trays of food is considered table littering, and would attract pests and birds to the centre and annoy other diners. 😞

By clearing the table after finishing your food, the cleaners can now focus on cleaning the premises, or clearing and sorting used crockery at designated return points instead 🧡. This way, everyone can enjoy a cleaner and more hygienic dining environment without worrying if they would be eating next to a bird or worse, a cockroach. 🦋

When ready to continue, go to the next page.

Suggested Break

This hawker centre might just be the right place for a short break to refresh yourself. The washrooms are at one end of the hawker centre. You can be a champion of cleanliness by doing these 4 clean toilet actions each time you use the toilet:

- 🚽 Keep the toilet seat **CLEAN**
- 💧 **FLUSH** toilet fully
- ✨ Keep the floor **DRY**
- 🗑️ **THROW** rubbish into bin

If you're here when the hawkers are taking a break 🛌 (typically on a Sunday or a public holiday), you may visit Boat Quay, which is at the other side of Chulia Street, for more food options.

Puzzle #5

From the hawker centre, head back to street level via the escalator. At the nearest T-junction, cross over to the other side of Chulia St safely, and walk around the bonsai trees 🌳 to get into an open square. Head across the square, turn right and this is where you begin your walk along the Singapore River. You are encouraged to pick up any litter you see along the way 🖐️ and contribute to keeping our city clean and green. ●

Continue towards the bridge ahead. Along the way, spot posters and signboards with advisories for encounters with an animal that starts with the letter "O" 🐾. Continue past bronze workers and merchants ♁ from olden times to find a group of my feline friends 🐈🐈🐈 resting beside the head of the bridge. 🏰

Nearby, spot a group of boys — also frozen in time — leaping off to do an activity that might have once been permitted, but now prohibited 🚫. Tell me: How many of them are there in this group?

Write your answer here, then check the last page to see if you are correct!

If correct, congratulations! Go to the next page.

(Need a clue? Go to Pg 30!)



Puzzle #5 – Let's Learn More!

Take a quick scan of the Singapore River and its surroundings, and you may find that it is generally clean. However, let me tell you a little something about this place – the waters were not always clear in the past. In fact, I'm not even sure if swimming 🏊 in the Singapore River back then was a good idea. The smell of the river was quite bad, like a sewer. The water was murky and dirty and often one could see animal carcasses floating by.

There were 5 main sources of pollution identified, namely: pig and duck farms, unsewered premises, street hawkers, riverine activities and vegetable wholesale activities. Most of the street hawkers, who were commonly found along the Singapore River in the 1970s, also did not practise good hygiene, and often discharged their wastes into roadside drains which eventually connected with streams and rivers.

By the mid-1970s, the river's pollution problem worsened significantly with its waters black and foul-smelling, arising from the indiscriminate discharge of waste.

When ready to continue, go to the next page.

Puzzle #6

Cross the bridge to the other end and turn left to walk along the river. There, you will find sculptures of 3 leaders from another time and place, reflecting by the river.

Use their wise words found next to them to solve the following puzzle and give me a 7-letter answer.

Get 7 letters and unscramble them to get a one-word answer.

A yellow rectangular box containing two sets of letter grids. Each set consists of a small square grid on the left and a horizontal line to its right. The first set has 4 rows, and the second set has 3 rows.

A brown rectangular box containing two sets of letter grids. Each set consists of a small square grid on the left and a horizontal line to its right. The first set has 4 rows, and the second set has 3 rows.

A dark brown rectangular box containing one set of letter grids. It consists of a small square grid on the left and a horizontal line to its right, with 1 row.

Write your answer
here, then check
the last page to see
if you are correct!

A large, empty rectangular box with a pink border, intended for writing the answer.

If correct, congratulations! Go to the next page.

(Need a clue? Go to Pg 30!)



Puzzle #6 – Let's Learn More!

Seeing how dirty the river was, it was our former Prime Minister Lee Kuan Yew's vision that started the Singapore River clean-up programme in 1977. Spanning a decade and involving 11 government agencies, it helped transform the area along Singapore River into a vibrant and scenic place, suitable for housing and recreation. 🍹

Today, it is common to see tourists from all over the world ride on the bumboats that ply along the Singapore River. ❤️

For more details on the river clean-up, please refer to this Singapore Infopedia [article](#)



When ready to continue, go to the next page.



Puzzle #7

With the river on your left and Cavenagh Bridge behind you, take a stroll 🦶 along the Singapore River, passing by SG50 markers on the ground, the historical facade of ACM 🏛️ and a polymarble statue of a man who landed here in 1819. 🚢

After passing blue benches shaped like inverted commas, continue along the river to find a long row of wooden benches. As you near the bridge 🌉, refer to the clue image beside and look out for a sign to help solve the following puzzle.



Write your answer here, then check the last page to see if you are correct!

If correct, congratulations! Go to the next page.

(Need a clue? Go to Pg 30!)



Puzzle #7 – Let's Learn More!

Boat Quay, on the opposite side of the river, is testament to Singapore's evolution from a trading post to a global city 🏙️.

Originally a bustling hub of commerce with the south bank of the river designated for warehouses and other commercial developments, it fell into disrepair before being revitalised in the 1990s. 📈

Boat Quay's revitalisation is proof of how the river clean-up led to a cleaner environment which can attract people and businesses. Today, it's a popular dining and entertainment destination with cuisines from all over the world 🌍, showcasing how the historical charm of the traditional shophouses could blend with modernity.

When ready to continue, go to the next page.

Puzzle #8

Head towards the nearest bridge 🌉, and go up the stairs next to it. Staying on the same side of the road, look out for black emblems found on the bridge as you walk from one end of the bridge to the other, and tell me: How many ferocious felines are forever resting under palm trees?*



! You do not need to cross the road to solve this.
Use the underpass if you wish to.

Answer in digit(s) only.



Write your answer
here, then check
the last page to see
if you are correct!

If correct, congratulations! Go to the next page.

(Need a clue? Go to Pg 31!)

Together, let's keep Singapore clean!



Puzzle #8 – Let's Learn More!

The Singapore River clean-up may have been a success, but keeping Singapore clean extends beyond the river. While Singapore has already taken big steps, keeping shared spaces clean will depend on all of us doing our part. 2024 was designated as the Year of Public Hygiene, with the 4 key focus areas being: Clean Environment, Clean Water, Clean Air, and Safe Food.

The Year of Public Hygiene saw increased efforts to tackle cleanliness issues in Singapore. The focus was on addressing inconsiderate behaviour in cleanliness hotspots, particularly areas prone to littering and public toilets with poor hygiene. This initiative had dual aims: one was to create a cleaner urban environment, thereby improving societal well-being, and the other was to better prepare Singapore for future public health threats, including diseases like COVID-19.

When ready to continue, go to the next page.

Puzzle #9

⚠️ *Be careful! Always keep to your left on the pavement and be mindful of other pedestrians and cyclists.*

Head down the stairs towards the row of shophouses along the riverside. Then, make a U-turn 📍 at shophouse 81 (George Town) to enter an underpass with many colourful buildings and boats 🏠 🚢 🌈 along our transformed Singapore river. What colour is the roof of this particular building?



Write your answer here, then check the last page to see if you are correct!

If correct, congratulations! Go to the next page.

(Need a clue? Go to Pg 31!)



Puzzle #9 – Let's Learn More!

What rhymes with green? Clean! Clean public spaces are so important in Singapore, so we even have a whole campaign on this – Keep Singapore Clean! ❤️

The Keep Singapore Clean campaign was launched on 1 October 1968 as one of Singapore's first national campaigns as an independent nation. Today, the Public Hygiene Council (PHC) continues to drive the campaign annually, to raise awareness on the problem of littering and rally Singapore residents to uphold higher standards of public hygiene and cleanliness in their everyday lives. 🍌

One PHC initiative is SG Clean Day. Scheduled every two months, all Town Councils and other PHC partners will cease sweeping for a day at selected areas of participating housing estates, public parks, and other public areas, to show us how much litter would accumulate if we do not have cleaners to clean up after us. This also helps us to appreciate our cleaners more.

Find out more about SG Clean Day at Public Hygiene Council's [website](#)!



When ready to continue, go to the next page.


Puzzle #10

⚠ *Be careful! Always keep to your left on the pavement and be mindful of other pedestrians and cyclists.*

Exit the underpass. With the river on your right, continue straight, passing by RW and its 3 moving glass capsules. Walk past a boy and his sleeping dog 🐕💤 by the riverside and head into another underpass.

Keep to your left as you walk along the underpass. Next to a painted shed, find a loving pair on a pink flower and use the respective locations of the butterflies and flowers on the mural to solve the following puzzle.



Word formed by		+	Word formed by		= 8-letter answer ?
----------------------	---	---	----------------------	---	------------------------

Write your answer
here, then check
the last page to see
if you are correct!

If correct, congratulations! Go to the next page.

(Need a clue? Go to Pg 31!)



Puzzle #10 – Let's Learn More!

Seeing the painted shed here reminds me of the Public Hygiene Council's CleanPod. Wondering what a CleanPod is? It is a community clean-up shared resource, located at beaches 🏖️, parks 🌳 and housing estates 🏡 all around Singapore, where litter-picking tools are stored and shared for easy access by all. This makes organising clean-ups convenient and more sustainable for everyone.

Curious about whether there is a CleanPod located near where you live, work or play, and keen to help improve the cleanliness of our shared spaces? 🧹

Find out more here about the Public Hygiene Council's CleanPods at their [website](#)!




When ready to continue, go to the next page.

Puzzle #11

With the painted shed 🏠 on your left, leave the underpass and head up the ramp on the right. ⬇️

Pass by a group of four stone figures, and then five more along the way until you reach a giant metal frame in red, facing the river. 🌊

Tell me: What shape is this metal frame?



Write your answer here, then check the last page to see if you are correct!

If correct, congratulations! Go to the next page.

(Need a clue? Go to Pg 32!)



Puzzle #11 – Let's Learn More!

Maintaining good public hygiene is important and should be something that comes straight from the hearts of everyone in Singapore. Fuelled by our love and care for our environment, we can take individual action by adopting good personal hygiene habits, such as binning our litter and returning our tray after meals. ❤️

Anyone with a big heart can encourage others to do their part, and one way is through volunteering with the NEA Volunteer Corps 🧑🧑.

The NEA Volunteer Corps run a wide range of activities to educate others on the shared responsibility we have to keep Singapore clean and green. These include public outreach deployments to promote not only a litter-free Singapore but also dengue prevention, clean public toilets and reducing waste and recycling. You could even be part of a team which engages the community on good public hygiene practices, and audits private residential estate's cleanliness.

Find out more about NEA Volunteer Corps on this [website](#)!



When ready to continue, go to the next page.

Puzzle #12

Congratulations on making it this far! I hope you felt heartened not only by the presence of the Love Arch, but by the hearts 💖 found throughout our puzzles . Did you notice them?

Go back 🖐️ to Puzzle 1 and read through all the messages from Puzzle 1 to 12 to find 5 heart emojis. Use the order of their appearance and find the respective colours in the table below to get the 5 letters you need to form the final answer.

A	B	C	D	E	F	G
Light Blue	Light Blue	Light Blue	Teal	Pink	Grey	Olive Green
H	I	J	K	L	M	N
Black	Pink	Orange	Dark Teal	Red	Purple	Light Green
O	P	Q	R	S	T	U
Blue	Dark Green	Red	Dark Blue	Yellow	Brown	Pink
V	W	X	Y	Z	?	!
Grey	Light Green	Purple	Yellow	Pink	Green	Light Green



Write your answer here, then check the last page to see if you are correct!

If correct, congratulations! Go to the next page.

(Need a clue? Go to Pg 32!)



Puzzle #12 – Let's Learn More!

Keeping Singapore clean is a continuous journey and will require everyone to collectively do their part, AS ONE! Singapore has indeed made significant strides in our public cleanliness journey, not only by cleaning up our once-polluted Singapore River, but also by working with businesses and the community to keep our streets, hawker centres and public areas clean, for everyone to enjoy. 🥰

The quest of keeping Singapore clean never ends — don't forget to continue doing your best to keep our public areas clean and litter-free. No act for the good of public cleanliness is too small, and you will never know when others are watching you do good for our shared environment. 😺



Congratulations

on completing the Singapore River Quest! Thank you for joining me on this clean and green trail along the Singapore River. It is heartening to see your commitment to keeping Singapore clean—an effort that safeguards our physical and mental well-being and creates a better tomorrow for all.

♥ *If you enjoyed this experience, please share it with your friends and family so they too can embark on this meaningful quest!*



Need Help?

Puzzle | Lost

Stuck

#1

You should still be at the ticket concourse level of Raffles Place MRT Station.

At the ticket concourse level of Raffles MRT Station, look for a black and white photo of Collyer Quay (word that sounds like "key") and find the answer on the photo.

Still stuck?

With your back facing the gantries, the photo of Collyer Quay can be found near the base of the escalator at the right end side of the ticket concourse.

#2

You should be at the sheltered area beside The Arcade and Ocean Financial Centre, near exit A of the MRT station.

Next to the Arcade (near exit A of the MRT station) is a shelter with colourful triangles.

Find out which letters are found within the green triangles on the roof to get the letters you need to solve the puzzle

Still stuck?

Pick out the letters found within the green triangles and unscramble them to give me a word.

#3

The art installation is found near Exit B of Raffles Place MRT Station.

The name of the art installation is called "All The Essentially Essential".

Still stuck?

The giant metal toy kit is an art installation that can be found at the street level, next to Exit B. The answer can be found on the description of the art on the installation itself.

#4

You should be at Level 2 of Market Street Hawker Centre.

Look for signs that have the words 'BY LAW' at the bottom of them. On the top of the signs, you can find the act that is prohibited.

Still stuck?

These signs can be found on the white walls near the Tray Return point.

#5

From UOB Plaza, walk along the river (with the river on your left) towards the end of the nearest bridge (Cavenagh Bridge), which is next to Fullerton Hotel. The answer can be found nearby

The activity that was once allowed, but now prohibited, is swimming in the river, as it is part of the reservoir. Look out for a sculpture near one end of the bridge, at the riverside.

Still stuck?

At the end of Cavenagh Bridge nearest to Fullerton Hotel, look for bronze sculptures of boys attempting to leap into the river at the riverside.

#6

You should be at the end of Cavenagh Bridge nearer to Asian Civilisation Museum. The 3 sculptures can be found near the bridge, along the river.

Look at the back of the information boards to find more text on the boards. Use the shades of the colours on the clue to find out which board to refer to.

Still stuck?

The letters you will get are L, W, R, O, L, Y, D. Unscramble them to get a one-word answer.

#7

The blue signage can be found along the river, past the Sir Stamford Raffles statue.

Along the riverside, find a PUB sign with Water Wally on it. Use the words found on the signage to solve the clue. After filling in the blanks with the missing words, use the letters with arrows pointing at them to get a 5-letter word answer.

Still stuck?

The words you should use to fill in the blanks are MARINA RESERVOIR and LITTER-FREE.

#8

With your back facing Cavenagh Bridge, walk along the Singapore River with the river on your left until you reach the next nearest bridge, Elgin Bridge. Your answer can be found on the bridge.

The images of lions can be found on black emblems found on the bridge.

Still stuck?

Look out for the black emblems, each featuring a lion under a palm tree, at both ends of the bridge to get the answer.

#9

You should be at the underpass found next to Elgin Bridge, at the side with the shophouses. The nearest shophouse address is 82 Boat Quay.

You should be looking at the mural "River of Imagination". Don't walk too far though, as the building is located within the first half of the underpass from your entry point.

Still stuck?

The building is mostly purple in colour.

#10

With the river on your right and The Riverwalk on your left, walk towards the next underpass that runs under New Bridge Rd and Eu Tong Sen St.

You can find the image of a mother and son pair sitting on top of a pink orchid flower after the halfway mark of the underpass from where you entered it from.

Still stuck?

The letters you will get (from left to right) are N, A, E, L, C – as well as O, P, D. Unscramble the letters to get a one-word answer.

#11

From the underpass, walk towards the entrance of Clarke Quay Central Mall that is facing the river. The answer lies near the entrance of the mall.

The giant shape is an installation that can be found near the entrance of Clarke Quay Central Mall, facing the Singapore River.

Still stuck?

The shape is a bright red and holds many locks.


#12

You should still be near the Love Arch.

The first heart can be found in Puzzle #1 and should be blue (♥). Find the color in the table closest to this shade and get the corresponding letter.

Still stuck?

You can find the hearts in Puzzles 1, 4, 6, 9, and 11.



I'VE GOT ALL THE ANSWERS!



Puzzle

Answer

#1

1910

#2

Raffles

#3

**Any of the following:
People, I, Myself, Individuals,
Person, Persons**

#4

Table Littering

#5

5 (Five)

#6

Worldly

#7

River

#8

4

#9

Green

#10

CleanPod

#11

Heart

#12

ASONE (As One)

Bought to you by:



Clean & Green
Singapore